



KIDS KAMP ACTIVITY PACK

WEEK 2

Name: _____

STORYTIME



Week Two: GOD PROVIDES

In our last week's story, we learned that God is Love. Today we are going to hear a story about how God is our Provider and how he provided for a very poor widow, a woman whose husband had died, and her sons. This is a story about Prophet Elisha.

One day the widow of a member of the group of prophets came to Elisha and cried out, "My husband who served you is dead, and you know how he feared the LORD. But now a creditor has come, threatening to take my two sons as slaves.

"What can I do to help you?" Elisha asked. "Tell me, what do you have in the house?"


"Nothing at all, except a flask of olive oil," she replied.

And Elisha said, "Borrow as many empty jars as you can from your friends and neighbors. Then go into your house with your sons and shut the door behind you. Pour olive oil from your flask into the jars, setting each one aside when it is filled."

So, she did as she was told. Her sons kept bringing jars to her, and she filled one after another. Soon every container was full to the brim!

"Bring me another jar," she said to one of her sons.

"There aren't any more!" he told her. And then the olive oil stopped flowing.



When she told the man of God what had happened, he said to her, "Now sell the olive oil and pay your debts, and you and your sons can live on what is left over."

DISCUSSION QUESTIONS:

- 1. When the widow came to see Prophet Elisha what did she tell him?**
- 2. What did Prophet Elisha ask the widow?**
- 3. What did the widow have in her house?**
- 4. What did Prophet Elisha tell her to do?**
- 5. Did the widow do what Prophet Elisha told her to do?**
- 6. What happened when she poured her olive oil into the jars?**
- 7. What did Prophet Elisha tell her to do with the jars?**

God loves to provide for us when we ask him. He often provides in surprising ways.

Color the widow and her sons filling jars of oil.



How many jars of oil can you find hidden in the picture?
Find the jars in the picture and color them in.





Re-read the story, pay close attention, and unscramble these words.

1. ILO _____

2. JSAR _____

3. SSON _____

4. PORU _____

5. DWWOI _____

6. HEAISL _____

7. SLKFA _____

8. SIFDREN _____

9. BREHIGNOS _____

Find the words on the list that are hidden in the puzzle.
The words can be right, left, up, down, backwards or diagonal.

N	J	S	M	Z	F	E	Y	O	G	Y	Q	N	T	M
D	E	B	M	I	S	T	L	P	M	Y	H	C	M	T
V	X	I	L	A	P	K	O	I	A	C	T	S	X	I
K	Y	L	G	M	U	F	I	A	S	P	W	W	P	V
W	E	M	E	H	R	L	L	C	T	H	V	F	K	A
D	O	Y	N	I	B	T	I	A	E	L	A	P	X	I
T	E	R	E	Y	Y	O	W	J	H	W	O	D	I	W
A	B	N	R	O	F	Z	R	A	P	S	N	K	X	H
D	D	K	X	O	R	A	Y	S	O	R	I	S	Y	B
S	K	L	C	F	B	K	S	X	R	A	L	A	E	U
O	N	H	P	T	Y	O	Q	J	P	J	M	L	A	B
K	Q	Y	O	J	N	M	M	G	A	D	B	F	G	C
V	N	R	U	S	N	R	Z	O	G	O	K	K	X	I
T	L	S	R	J	O	M	J	G	O	R	N	X	Q	R
G	T	A	Z	C	H	V	S	U	V	Q	I	X	N	N

BORROW

FRIENDS

ELISHA

JARS

EMPTY

NEIGHBORS

FILLED

OIL

FLASK


POUR

WIDOW

PROPHET

SONS

Complete the crossword puzzle below



Created using the Crossword Maker on TheTeachersCorner.net

Across

4. The prophet who helped the widow
5. Children who are boys
7. Holding as much as possible
9. Where someone lives

Down

1. People who live next to you
2. A woman whose husband has died
3. Containers used to store food or liquids
6. A liquid used for cooking
8. To cause a liquid to flow from a container
10. Not filled

SNACKS & SERVICE



Be Kind Bingo

Friends and neighbors helped the widow by giving her jars.
How many ways can you find to help others over the next 2 weeks?

Wash the dishes	Compliment someone	Clean up without being asked	Read to a sibling or friend
Recycle something	Take out the trash	Say, "Please" and "Thank you"	Ask someone how his or her day was
Share a toy	Smile at everyone you see	Help cook a meal	Make a card or picture for someone
Tell your family why you love them	Help do the laundry	Share food with someone	Teach someone something new

WIN A PRIZE!

Post a picture or video of you doing one or more of the squares
in the WhatsApp Kids Kamp Families group!

Email jesus@tucsonrefugeeministry.com to join the group.

Use Olive Oil to Make French Fries!

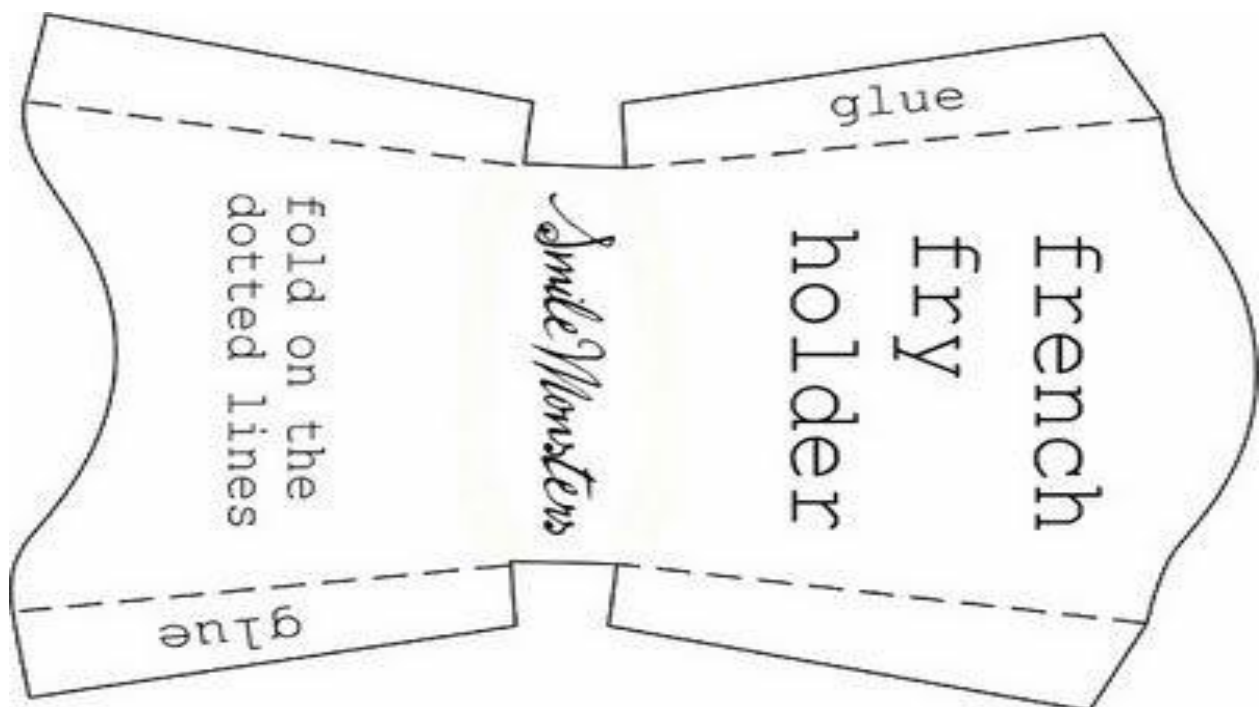
Ingredients:

- 4 medium potatoes
- $\frac{1}{4}$ cup olive oil (or cooking oil)
- 2 teaspoons salt
- $\frac{1}{2}$ teaspoon pepper



Directions:

1. Wash potatoes and cut into sticks for french fries.
2. Put potatoes in a large bowl of cold water and let soak for 30 minutes.
3. Drain water off of potatoes and dry them.
4. Preheat oven to 425 degrees.
5. In a bowl, mix potatoes with olive oil, salt and pepper.
6. Pour potatoes onto a baking sheet in a single, flat layer.
7. Bake for 30-35 minutes.



CRAFTS



Make Your Own Lava Lamp with Oil!

You will need:

- Water
- Cooking Oil
- Empty Water Bottle or Cup
- Spoon
- Salt



Instructions to make your own lava lamp

1. Add the water.

Start by getting an empty bottle or a tall cup. Then, fill it 2/3 full with water.

2. Add the food coloring.

Add 2 or 3 drops of food coloring to the water (a lighter color is better).




3. Add the oil.

Fill the rest of the bottle or cup with oil- **leave a little space at the top!**

4. Add the salt and watch for bubbles!



Make Your Own Secret Decoder!



Follow the directions on the next page and make your own secret decoder. Practice decoding the message below. Find the letter on the big circle and line up the rectangle under that letter. **The letter that appears in the rectangle is the letter you write down.** When you are done, write your own secret messages!

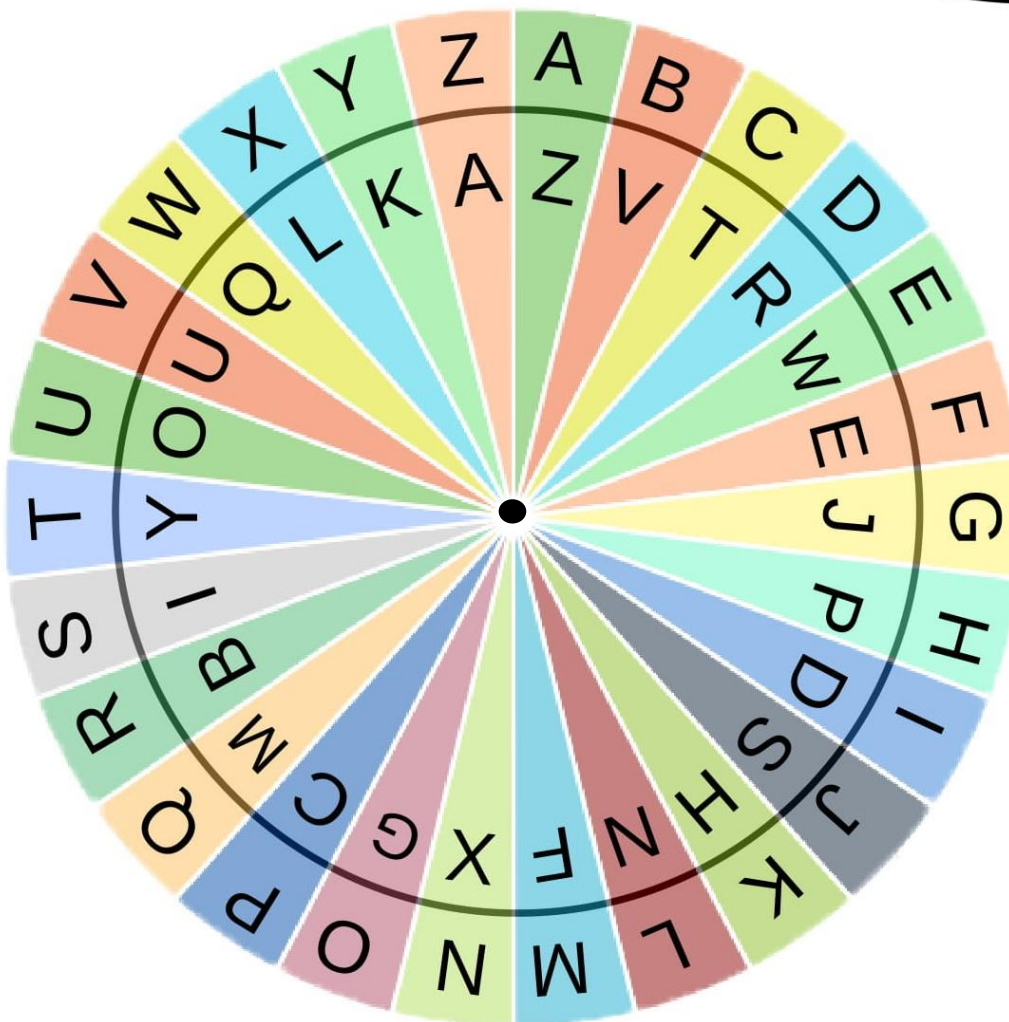
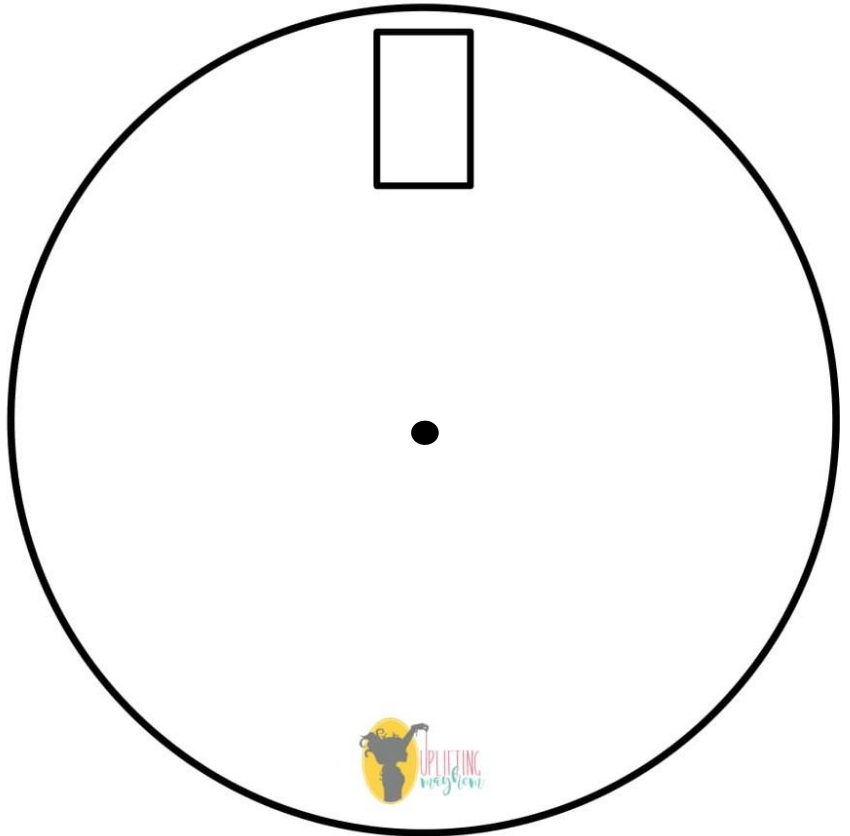
O U I E S X X

H D U B S I F

M U D T U V !

DIRECTIONS

1. Cut out each circle.
2. Cut out the small rectangle in the small circle.
3. Put the small circle on top of big circle.
4. Push the brad through the middle of the circles to attach them.
5. Start decoding!



GAMES



SCAVENGER HUNT

The widow could only find a flask of oil in her house.
How many of these things can you find where you live?

FIND SOMETHING:

- | | |
|---|--|
| <input type="checkbox"/> blue | <input type="checkbox"/> that makes a noise |
| <input type="checkbox"/> with a nose | <input type="checkbox"/> green |
| <input type="checkbox"/> to sit on | <input type="checkbox"/> to eat with |
| <input type="checkbox"/> that closes | <input type="checkbox"/> white |
| <input type="checkbox"/> turns on and off | <input type="checkbox"/> that floats |
| <input type="checkbox"/> shiny | <input type="checkbox"/> red |
| <input type="checkbox"/> round | <input type="checkbox"/> rough |
| <input type="checkbox"/> to write with | <input type="checkbox"/> you can see through |
| <input type="checkbox"/> you can eat | <input type="checkbox"/> with eyes |
| <input type="checkbox"/> with buttons | <input type="checkbox"/> brown |
| <input type="checkbox"/> to read | <input type="checkbox"/> with a pattern |
| <input type="checkbox"/> that smells | <input type="checkbox"/> that holds things |
| <input type="checkbox"/> squishy | <input type="checkbox"/> alive |
| <input type="checkbox"/> orange | <input type="checkbox"/> made of metal |
| <input type="checkbox"/> made of plastic | <input type="checkbox"/> crooked |
| <input type="checkbox"/> with wheels | <input type="checkbox"/> that opens |
| <input type="checkbox"/> with paws | <input type="checkbox"/> yellow |
| <input type="checkbox"/> black | <input type="checkbox"/> soft |
| <input type="checkbox"/> that lights up | <input type="checkbox"/> that sinks |
| <input type="checkbox"/> square | <input type="checkbox"/> that tells time |
| <input type="checkbox"/> purple | <input type="checkbox"/> you can wear |

Pass the Water Game

Think of the widow pouring oil as you play this game!



Here is how to play:

- All players stand in a line.
- Everyone gets a cup.
- The first person in line has a cup filled with water.
- Pour the water over your head into the person's cup behind you.
- As soon as you pour the water out of your cup, move to the back of the line. Keep going until you don't have any water left! Then, start a new game!